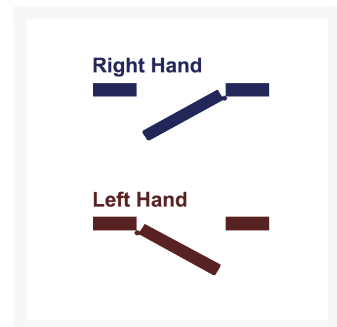
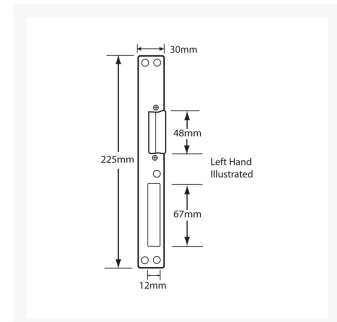




GU 6-3001400 Centre Keep



Features


- Adjustable latch keep
- Screw fixed

Product Table



L12049
LH

This image shows a long, thin metal component, likely a hinge or bracket, with a central cutout and several mounting holes. It is oriented diagonally.



L12050
RH

This image shows a long, thin metal component, similar to L12049 but mirrored, with a central cutout and several mounting holes. It is oriented diagonally.