



# ASEC KD Nut Fix Camlock 180°



## Description

Nut fixed cam lock for metal or timber applications to differ.



Supplied With 2  
Keys



5 Pin Mechanism



Keyed To Differ


## Features

---

- Supplied complete with 2 keys
- Sizes measured from the rose to cam
- 35mm straight cam bar
- 180° clockwise movement


## Product Table

---




**AS6600**

16mm KD Visi - AS332




**AS6602**

20mm KD Visi - AS336




**AS6614**

20mm KD Visi - AS436



**AS6606**

22mm KD Visi - AS340



**AS6608**

27mm KD Visi - AS341



**AS6610**

32mm KD Visi - AS342