

The ABW is an adjustable post base with a stand off for the post to help prevent moisture induced decay to the timber post. Designed for versatility and cost effectiveness.

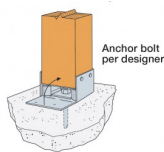


**FEATURES**



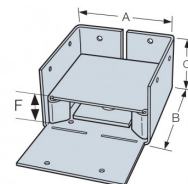
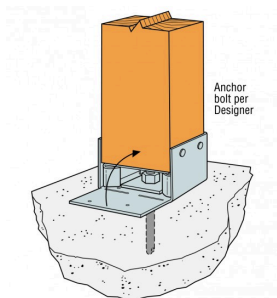
**Material**

- Pre-galvanised mild steel



**TECHNICAL DATA**

**Product Dimensions**



References	Post Size [mm]	Product Dimensions [mm]							Holes	
		A	B	C	F	t <sub>1</sub>	t <sub>2</sub>	Washer	Top Ø4.1	Base Ø14
ABW44Z	89 x 89	90.5	90.5	59.5	25.4	1.6	1.6	50x50x3.5	8	1
ABW44RZ	100 x 100	101.6	101.6	50	25.4	1.6	1.6	50x50x3.5	8	1
ABW66Z	133 x 133	139.7	139.7	76.2	25.4	1.8	2.7	76x76x6.0	12	1
ABW66RZ	150 x 150	152.4	152.4	71.4	25.4	1.8	2.7	76x76x6.0	12	1

**Characteristic Capacities**

References	Number of Fasteners						Characteristic Capacity - Timber C24 [kN]	
	Into Post		Into Concrete		R <sub>1,k</sub>	R <sub>2,k</sub>		
	Qty	Nails	Qty	Anchors				
ABW44Z	8	3.75 x 75	1	Ø12	53.9	3.1		
ABW44RZ	8	3.75 x 75	1	Ø12	58.2	-		
ABW66Z	12	4.0 x 90	1	Ø12	105.9	7.4		
ABW66RZ	12	4.0 x 90	1	Ø12	110.4	6.6		

The published characteristic capacity is based on medium term load duration and service class 3 according to EC5 (EN 1995). For other load duration and service class, please refer to the ETA.

## INSTALLATION

### Installation

- Place the base, washer and nut on the anchor bolt, loosely fasten the nut
- Place the stand off base and then the post in the ABW and fasten on three vertical sides
- Make any necessary adjustments to post placements and tighten the nut anchor securely via the open side
- Bend up the fourth side of the ABW and fasten
- Not recommended when the top of post/column is not restrained (e.g. fence post)