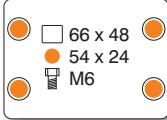


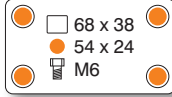
V61 | NY | PLATE FIXING

NYLON WHEEL

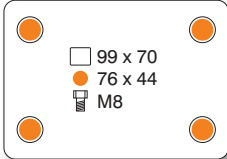
50 swivel



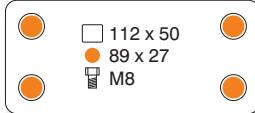
50 fixed



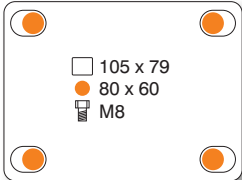
65 swivel



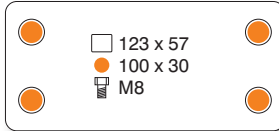
65 fixed



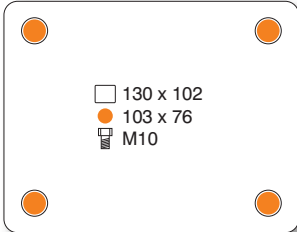
75 swivel



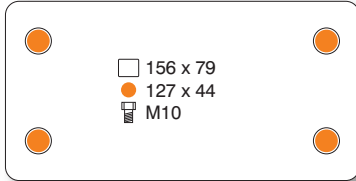
75 fixed



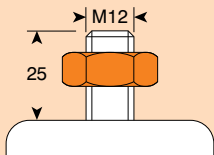
100 swivel



100 fixed



	wheel diameter	tread width	fitted height	swivel offset	load capacity	bearing type	swivel	fixed	swivel + wheel brake
P	50	22	63	19	54	plain	V 961 NY	V 988 NY	V 961 NY BR
P	65	28	82	25	122	plain	V 261 NY	V 288 NY	V 261 NY BR
P	75	32	93	32	170	plain	V 361 NY	V 388 NY	V 361 NY BR
P	100	32	127	37	270	plain	V 461 NY	V 488 NY	V 461 NY BR



THREADED STEM & NUT

Available on 75 dia. swivel castors
Small variance from top plate dimensions, please ask for details

Add **ST** to castor reference

P Preferred range product, see page 1 for details

i All dimensions are in **mm** and all loadings are in **kg** unless otherwise stated